

# Local Market Update – January 2022

A RESEARCH TOOL PROVIDED BY THE COLUMBUS REALTORS®  
BASED ON RESIDENTIAL LISTING DATA ONLY



## Entire MLS

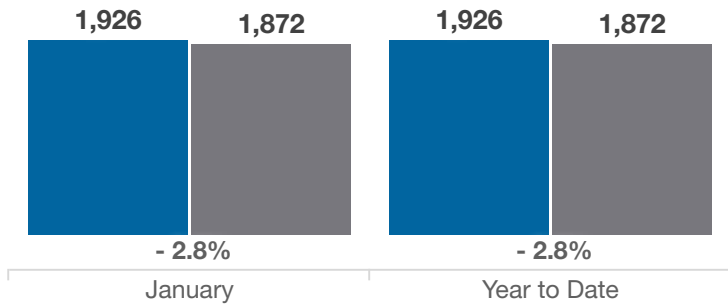
Includes all of Franklin, Delaware, Fayette, Licking, Madison, Morrow, Pickaway and Union Counties, and parts of Athens, Champaign, Clark, Clinton, Fairfield, Hocking, Knox, Logan, Marion, Muskingum, Perry and Ross Counties

Key Metrics	January			Year to Date		
	2021	2022	% Change	Thru 1-2021	Thru 1-2022	% Change
Closed Sales	1,926	1,872	- 2.8%	1,926	1,872	- 2.8%
In Contracts	2,573	2,553	- 0.8%	2,573	2,553	- 0.8%
Average Sales Price*	\$263,455	\$290,847	+ 10.4%	\$263,455	\$290,847	+ 10.4%
Median Sales Price*	\$225,000	\$250,000	+ 11.1%	\$225,000	\$250,000	+ 11.1%
Average Price Per Square Foot*	\$146.95	\$167.29	+ 13.8%	\$146.95	\$167.29	+ 13.8%
Percent of Original List Price Received*	98.8%	99.8%	+ 1.0%	98.8%	99.8%	+ 1.0%
Percent of Last List Price Received*	99.8%	100.7%	+ 0.9%	99.8%	100.7%	+ 0.9%
Days on Market Until Sale	25	22	- 12.0%	25	22	- 12.0%
New Listings	2,187	2,178	- 0.4%	2,187	2,178	- 0.4%
Median List Price of New Listings	\$229,900	\$259,900	+ 13.0%	\$229,900	\$259,900	+ 13.0%
Median List Price at Time of Sale	\$225,000	\$249,800	+ 11.0%	\$225,000	\$249,800	+ 11.0%
Inventory of Homes for Sale	1,820	1,862	+ 2.3%	—	—	—
Months Supply of Inventory	0.6	0.6	0.0%	—	—	—

\* Does not account for sale concessions and/or downpayment assistance. | Percent changes are calculated using rounded figures and can sometimes look extreme due to small sample size.

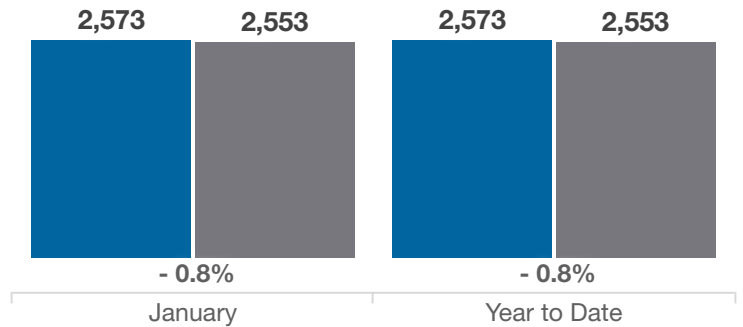
### Closed Sales

■ 2021 ■ 2022



### In Contracts

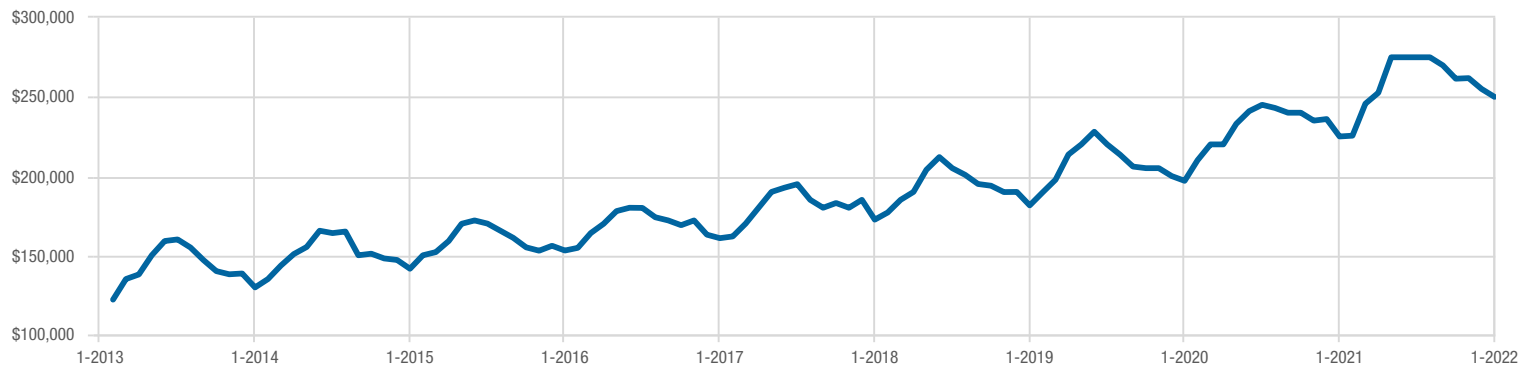
■ 2021 ■ 2022



### Median Sales Price

Current Period

Entire MLS



Each data point represents the median sales price in a given month.

# Local Market Update – January 2022

A RESEARCH TOOL PROVIDED BY THE COLUMBUS REALTORS®  
BASED ON RESIDENTIAL LISTING DATA ONLY

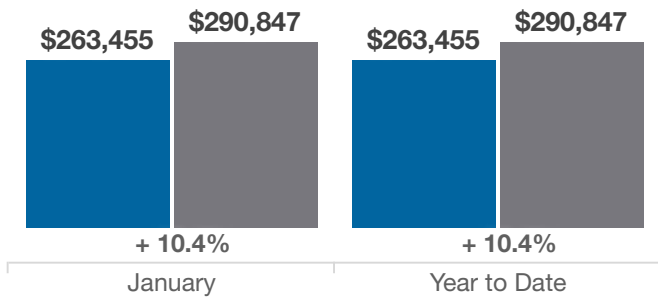


## Entire MLS

Includes all of Franklin, Delaware, Fayette, Licking, Madison, Morrow, Pickaway and Union Counties, and parts of Athens, Champaign, Clark, Clinton, Fairfield, Hocking, Knox, Logan, Marion, Muskingum, Perry and Ross Counties

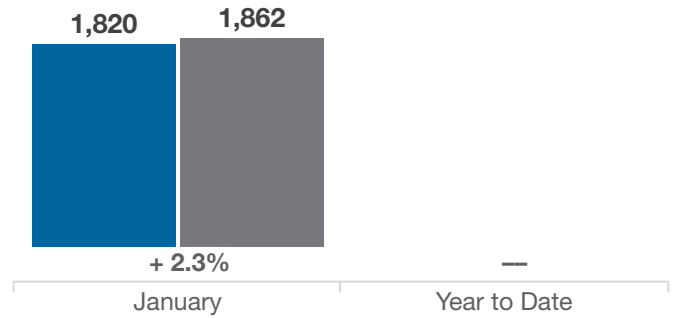
### Average Sales Price

■ 2021 ■ 2022



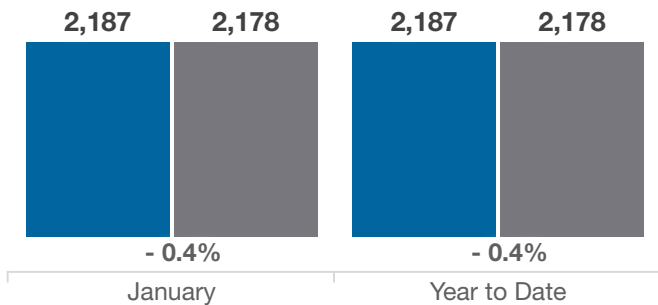
### Inventory of Homes for Sale

■ 2021 ■ 2022



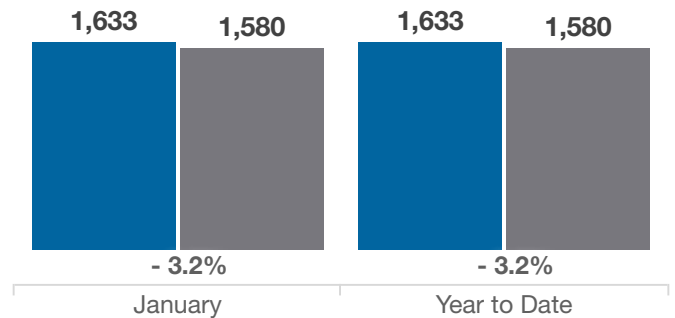
### New Listings

■ 2021 ■ 2022



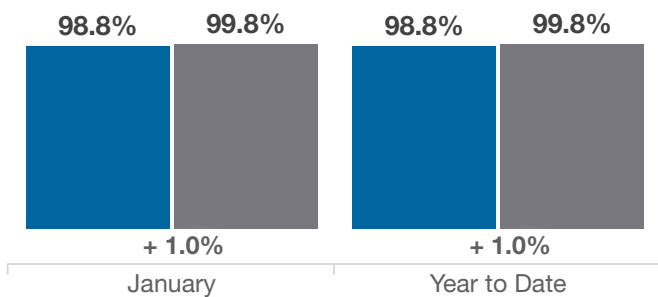
### Single Family Sales

■ 2021 ■ 2022



### Pct. Of Orig. List Price Received

■ 2021 ■ 2022



### Condo Sales

■ 2021 ■ 2022

