

Local Market Update – July 2021

A RESEARCH TOOL PROVIDED BY THE COLUMBUS REALTORS®
BASED ON RESIDENTIAL LISTING DATA ONLY



Entire MLS

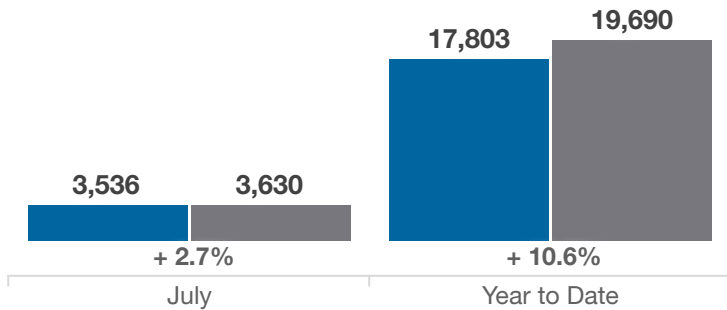
Includes all of Franklin, Delaware, Fayette, Licking, Madison, Morrow, Pickaway and Union Counties, and parts of Athens, Champaign, Clark, Clinton, Fairfield, Hocking, Knox, Logan, Marion, Muskingum, Perry and Ross Counties

Key Metrics	July			Year to Date		
	2020	2021	% Change	Thru 7-2020	Thru 7-2021	% Change
Closed Sales	3,536	3,630	+ 2.7%	17,803	19,690	+ 10.6%
In Contracts	4,147	4,341	+ 4.7%	20,329	22,041	+ 8.4%
Average Sales Price*	\$278,044	\$313,737	+ 12.8%	\$257,574	\$296,681	+ 15.2%
Median Sales Price*	\$245,000	\$275,000	+ 12.2%	\$226,000	\$255,500	+ 13.1%
Average Price Per Square Foot*	\$147.14	\$172.04	+ 16.9%	\$140.37	\$163.01	+ 16.1%
Percent of Original List Price Received*	99.7%	103.1%	+ 3.4%	98.2%	102.4%	+ 4.3%
Percent of Last List Price Received*	100.5%	103.4%	+ 2.9%	99.4%	102.7%	+ 3.3%
Days on Market Until Sale	25	11	- 56.0%	32	17	- 46.9%
New Listings	3,812	4,614	+ 21.0%	21,310	24,221	+ 13.7%
Median List Price of New Listings	\$239,900	\$269,900	+ 12.5%	\$234,900	\$254,900	+ 8.5%
Median List Price at Time of Sale	\$239,900	\$265,000	+ 10.5%	\$225,000	\$249,900	+ 11.1%
Inventory of Homes for Sale	2,955	3,079	+ 4.2%	—	—	—
Months Supply of Inventory	1.1	1.0	- 9.1%	—	—	—

* Does not account for sale concessions and/or downpayment assistance. | Percent changes are calculated using rounded figures and can sometimes look extreme due to small sample size.

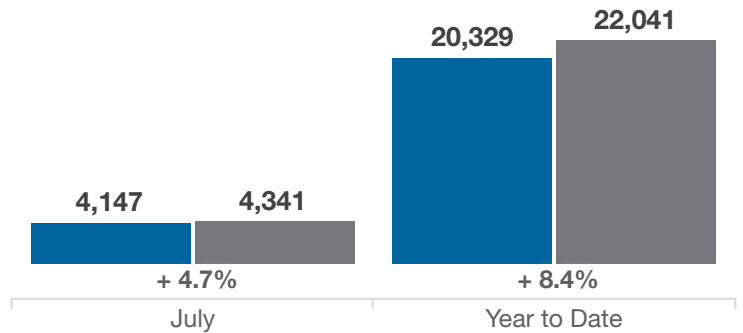
Closed Sales

■ 2020 ■ 2021



In Contracts

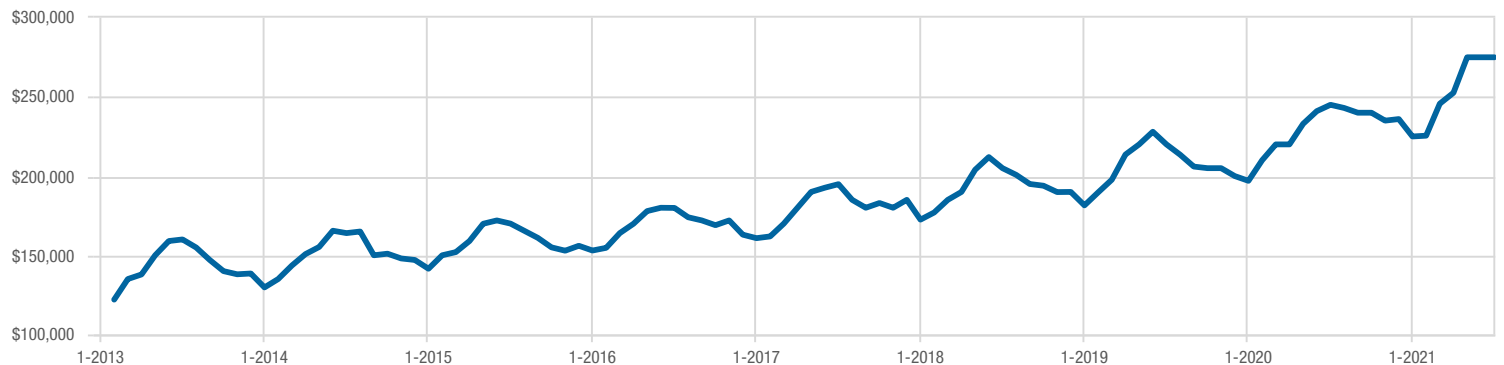
■ 2020 ■ 2021



Median Sales Price

Current Period

Entire MLS



Each data point represents the median sales price in a given month.

Local Market Update – July 2021

A RESEARCH TOOL PROVIDED BY THE COLUMBUS REALTORS®
BASED ON RESIDENTIAL LISTING DATA ONLY

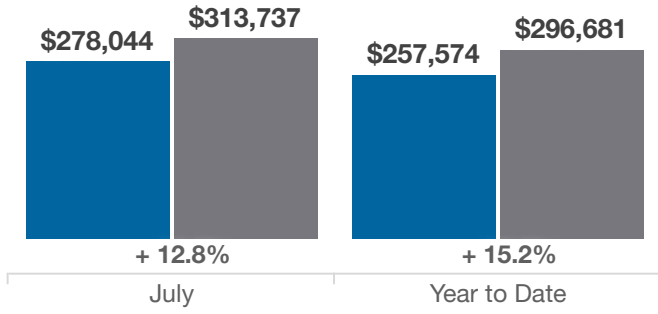


Entire MLS

Includes all of Franklin, Delaware, Fayette, Licking, Madison, Morrow, Pickaway and Union Counties, and parts of Athens, Champaign, Clark, Clinton, Fairfield, Hocking, Knox, Logan, Marion, Muskingum, Perry and Ross Counties

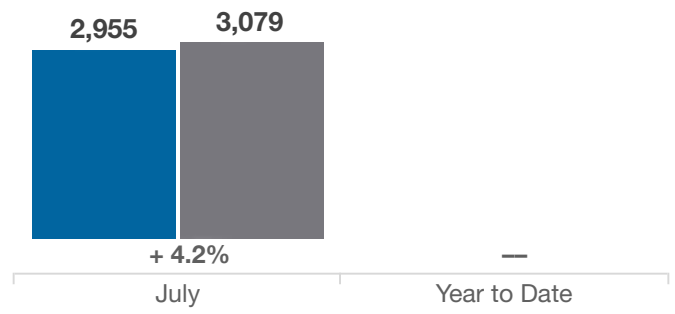
Average Sales Price

■ 2020 ■ 2021



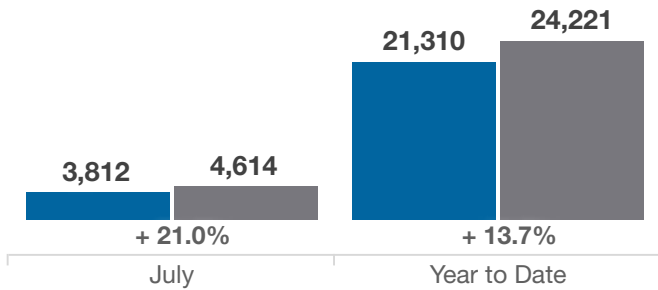
Inventory of Homes for Sale

■ 2020 ■ 2021



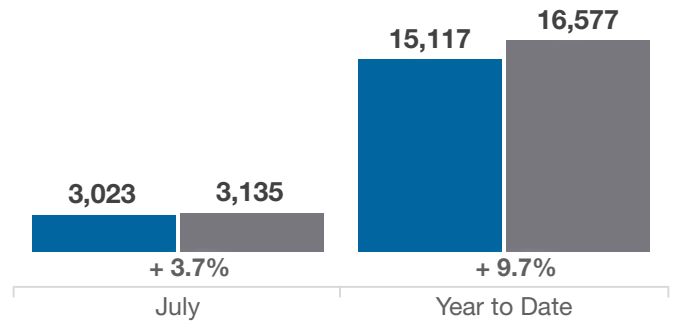
New Listings

■ 2020 ■ 2021



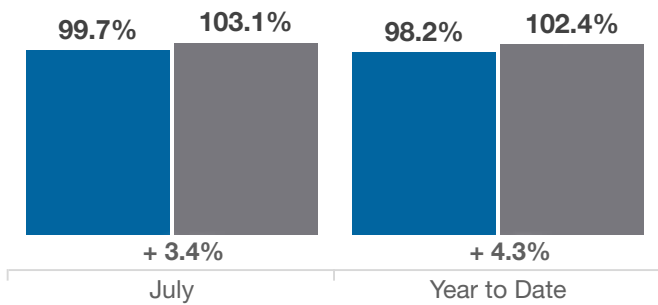
Single Family Sales

■ 2020 ■ 2021



Pct. Of Orig. List Price Received

■ 2020 ■ 2021



Condo Sales

■ 2020 ■ 2021

